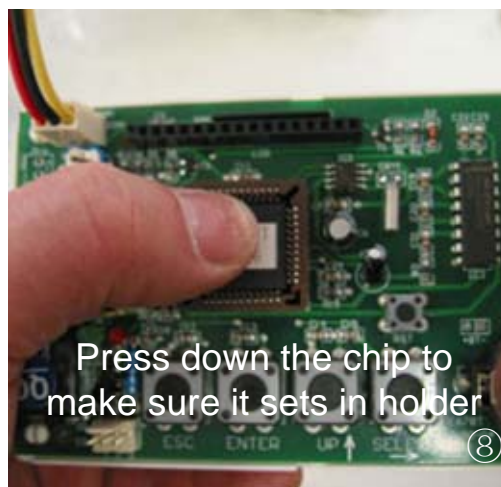
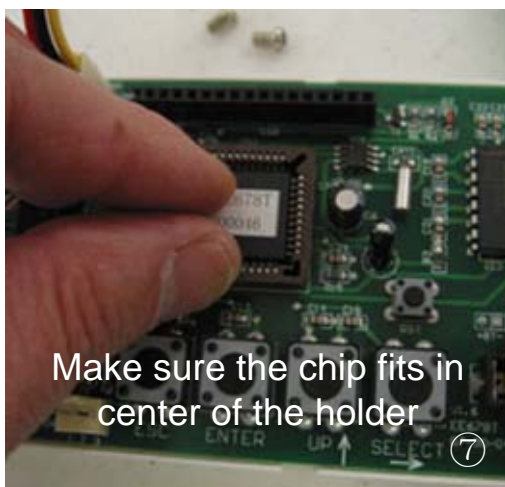






# eTimer(EE678T) New Day/Light Savings Time

Update Kits: **EE678T-2007K**

## DST Upgrade Procedure



- A. Place back LCD displayer
- B. Reconnect the power wire.
- C. Reprogram and double check all setting.

⑨